

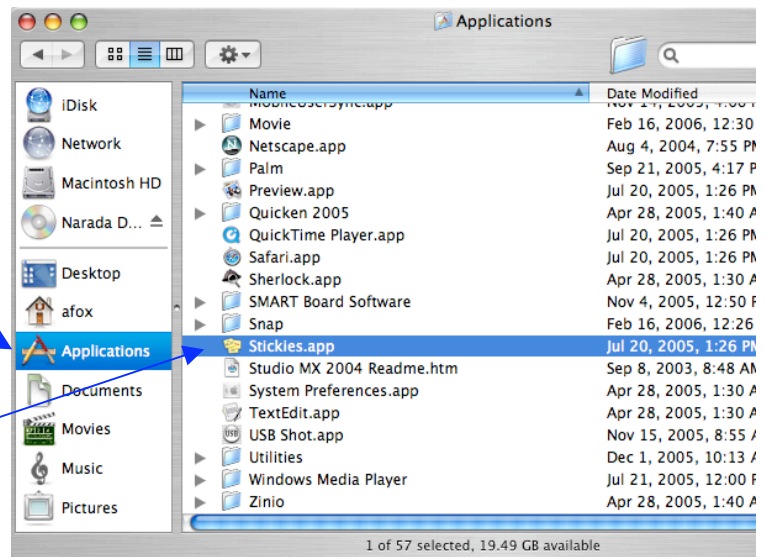


## Saving an Application to the Dock Stickies

1. Click on the Finder  
(located in the Dock, lower left hand corner)



2. Click on Applications
3. Click and drag the application you choose down to the dock



Now you can run that application by simply clicking on the icon in the dock!